

Know Your USCIS Records

Renée K. Carl
Marian Smith
Rich Venezia



USCIS Genealogy Program Index Search

- The 5 record types available to order
 - C-Files
 - Visa Files
 - Registry Files
 - Alien Registration Forms (AR-2)
 - A-Files

USCIS Genealogy Program Index Search

- <https://genealogy.uscis.dhs.gov/>
 - Make a Request for Index Search



USCIS Genealogy Program

Web Request Page

Here you can choose your type of request, provide information about yourself and about your ancestor, pay the applicable fees and upload supporting documents:

Index Search Request

Start your Search with an Index Search Request

Index Search \$65

- Requests for searches of USCIS indices reveal whether any USCIS records exist for a specific individual. If records exist, our researchers will capture the citation for each record and provide that information to you. You can use the citation(s) to submit a Record Request.

You'll have to provide certain information -- [Read more about making Index Search Requests](#)

Record Request with Request Case ID

Follow up on your index search by submitting the file number citation(s) in a **Record Request with Request Case ID**

Record with Case ID \$65

- You have up to one year from the date of the search request to submit related Record Request. Our researchers will retrieve the records and files indicated and send you copies by email or regular mails (your choice).

[Read more about submitting Record Requests](#)

Index Search Request

- Preparation is key
 - These pages take you through step-by-step so you can see the information you will need to gather and organize in advance
 - After you select “Index Search Request,” enter your name and contact details



Step 1 of 4: Complete Form **Requester Information**

Name of Requester:

Title: * Last Name: First Name: Middle Name: Suffix:

Address of Requester:

*Street Address: / Apt: *Country:

*City: *State/Province: *Zip/Postal Code:

Phone: Extension: Email Address: Contact By: †

Department of Homeland Security (DHS)
U.S. Citizenship and Immigration Services (USCIS)

- Following this page, the questions will be about who you are searching

Name of Person to be Searched

- Tips
 - Enter the name used in the United States
 - There will be another page to enter alternate names/names used at time of immigration
 - Country of birth
 - Think about what it was at the time of immigration, or at the time this person likely interacted with INS/USCIS
 - Select estimated date of birth
 - Especially for people who arrived as children, or who arrived prior to 1924

U.S. Citizenship and Immigration Services

[Accessibility Help](#)

Required fields are marked with an asterisk *.

† If you choose "Other" from Immigrant's Country of Birth list, the Other Country field will become a required field.

Step 1 of 4: Complete Form **Immigrant Information**

Name of Immigrant:

*Last Name: First Name: Middle Name:

*Immigrant's Country of Birth: Other Country: †

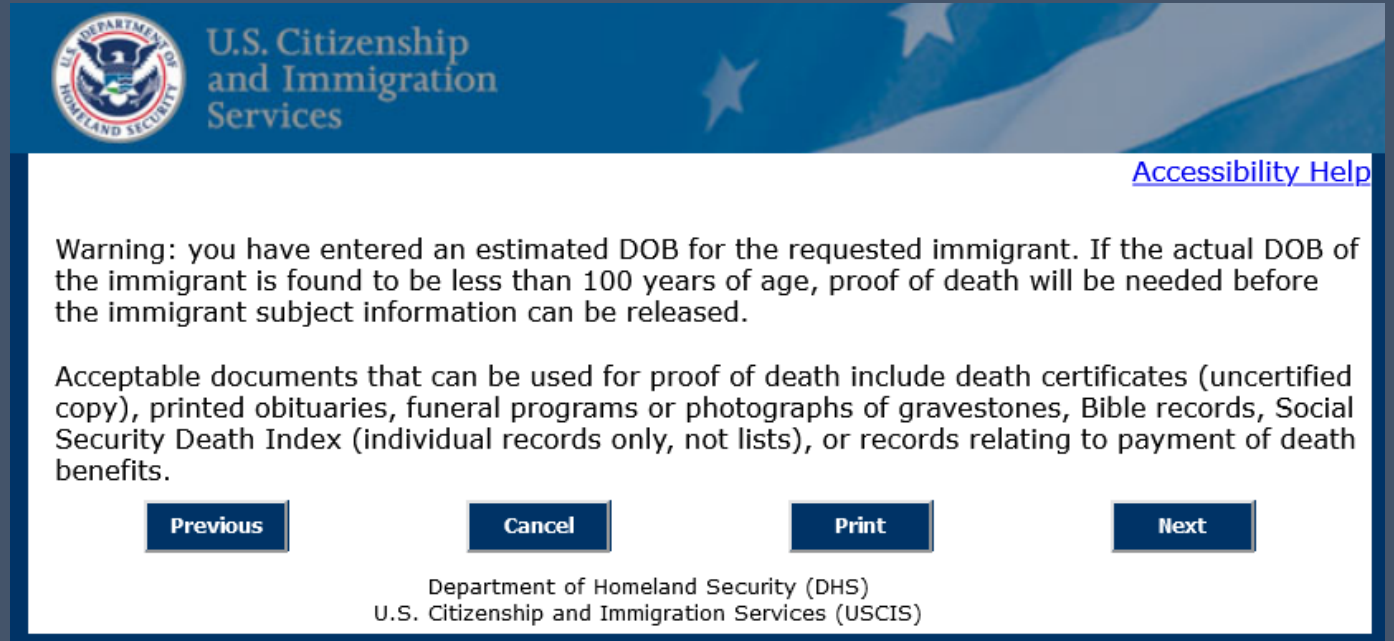
*Immigrant's Date of Birth:
(MM) (DD) (YYYY)

*Date of Birth Status:

Department of Homeland Security (DHS)
U.S. Citizenship and Immigration Services (USCIS)

Estimated Date of Birth = 100 Year Warning

- Tip
 - Obtain proof of death for research subject, in the form of Social Security Death Index screen shot, obituary or headstone (or all 3)
 - Provide to USCIS by email *after* submitting and receiving confirmation and GEN-ID.

A screenshot of a USCIS website warning page. The header features the USCIS logo and the text "U.S. Citizenship and Immigration Services". A blue banner at the top right contains the text "U.S. Citizenship and Immigration Services" and "U.S. DEPARTMENT OF HOMELAND SECURITY". A blue link for "Accessibility Help" is in the top right corner. The main content area contains a warning message: "Warning: you have entered an estimated DOB for the requested immigrant. If the actual DOB of the immigrant is found to be less than 100 years of age, proof of death will be needed before the immigrant subject information can be released." Below this is a paragraph of text: "Acceptable documents that can be used for proof of death include death certificates (uncertified copy), printed obituaries, funeral programs or photographs of gravestones, Bible records, Social Security Death Index (individual records only, not lists), or records relating to payment of death benefits." At the bottom of the content area are four buttons: "Previous", "Cancel", "Print", and "Next". The footer of the page reads "Department of Homeland Security (DHS) U.S. Citizenship and Immigration Services (USCIS)".

U.S. Citizenship and Immigration Services

[Accessibility Help](#)

Warning: you have entered an estimated DOB for the requested immigrant. If the actual DOB of the immigrant is found to be less than 100 years of age, proof of death will be needed before the immigrant subject information can be released.

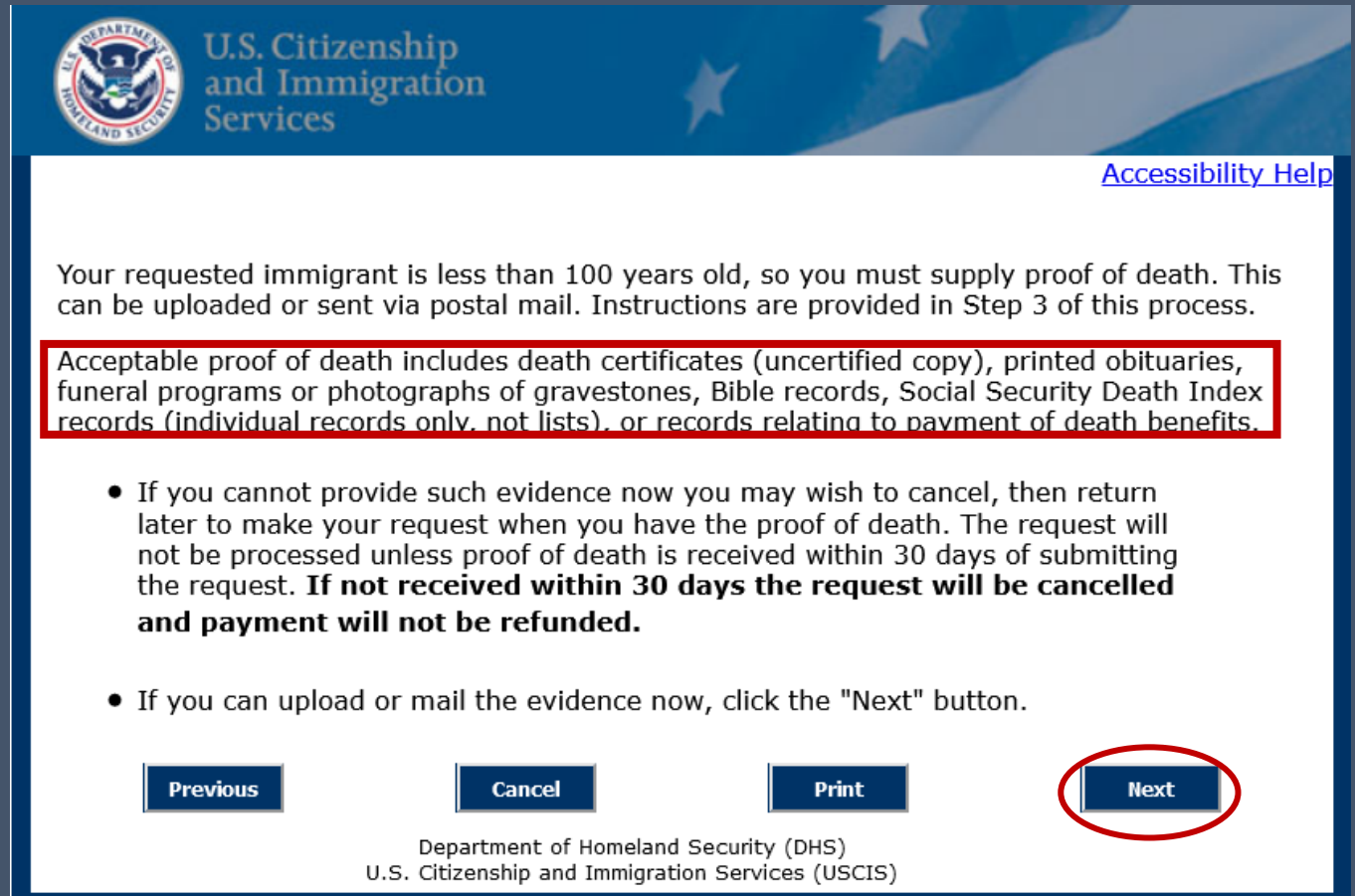
Acceptable documents that can be used for proof of death include death certificates (uncertified copy), printed obituaries, funeral programs or photographs of gravestones, Bible records, Social Security Death Index (individual records only, not lists), or records relating to payment of death benefits.

[Previous](#) [Cancel](#) [Print](#) [Next](#)

Department of Homeland Security (DHS)
U.S. Citizenship and Immigration Services (USCIS)

Date of Birth > 100 Years = Proof of Death

- If the person was born *less than 100 years ago*, you must provide proof of death
 - Death certificate, Social Security Death Index screen shot, obituary or headstone, etc. (see list in screenshot)
 - Upload these documents as part of the Search Index request



The screenshot shows the U.S. Citizenship and Immigration Services (USCIS) website. At the top left is the DHS logo and the text "U.S. Citizenship and Immigration Services". At the top right is a link for "Accessibility Help". The main content area contains the following text:

Your requested immigrant is less than 100 years old, so you must supply proof of death. This can be uploaded or sent via postal mail. Instructions are provided in Step 3 of this process.

Acceptable proof of death includes death certificates (uncertified copy), printed obituaries, funeral programs or photographs of gravestones, Bible records, Social Security Death Index records (individual records only, not lists), or records relating to payment of death benefits.

- If you cannot provide such evidence now you may wish to cancel, then return later to make your request when you have the proof of death. The request will not be processed unless proof of death is received within 30 days of submitting the request. **If not received within 30 days the request will be cancelled and payment will not be refunded.**
- If you can upload or mail the evidence now, click the "Next" button.

At the bottom of the page are four buttons: "Previous", "Cancel", "Print", and "Next". The "Next" button is circled in red. Below the buttons is the text: "Department of Homeland Security (DHS) U.S. Citizenship and Immigration Services (USCIS)".

Add additional details

- Tip
 - Have a timeline for your person to be searched to make filling out this page easier.
 - Date of arrival or date range
 - Places of residence and dates

U.S. Citizenship and Immigration Services

[Accessibility Help](#)

Step 1 of 4: Complete Form **Immigrant Information (Additional)**

Enter additional information to distinguish a given immigrant from others with the same name.

Immigrant's Date of Arrival in the United States:

Exact Date: **OR** Date Range:

(MM) (DD) (YYYY)

Where did the immigrant live (if no exact residence dates also be helpful. For example, Place of Residence: 1880)

Place of Residence:

Period of Residence:

Department of Homeland Security (DHS)
U.S. Citizenship and Immigration Services (USCIS)

Add additional details

- Tip
 - Have a timeline for your person to be searched to make filling out this page easier.
 - Date of arrival or date range
 - Places of residence and dates

U.S. Citizenship and Immigration Services

[Accessibility Help](#)

Step 1 of 4: Complete Form **Immigrant Information (Additional)**

Enter additional information to distinguish a given immigrant from others with the same name.

Immigrant's Date of Arrival in the United States:

Exact Date: **OR** Date Range:

01 05 1905

(MM) (DD) (YYYY)

Where did the immigrant live in the United States and when?
(if no exact residence dates are known, an approximate date range may also be helpful. For example, Place of Residence: 1 ABC Street, New York, NY; Period of Residence: from 1870 to 1880)

Place of Residence: Period of Residence:

1104 9th St, St Louis, MO 1910 (Census)

911 N. 17th Street, St. Louis, MO 1918-1920

1472 Clara Ave., St. Louis, MO 1920-24

Department of Homeland Security (DHS)
U.S. Citizenship and Immigration Services (USCIS)

“Optional” but Very Helpful Details

- Tip
 - Know details about the parents, spouse or siblings of the person being researched, if possible.
 - Add alternate names, names of parents; siblings, etc.
 - Use the box at the bottom to add additional details that will help with the search.
 - For this example, it includes additional information about his parents, names and date of death.

U.S. Citizenship and Immigration Services

Accessibility Help

Step 1 of 4: Complete Form **Immigrant Information (Optional)**

The following information is optional. It is used to help find the requested immigrant's records. It will not be used to search for the requested immigrant's family members.

Examples of optional information include the immigrant's maiden name, other name, or the names of other family members.

Name Type:	Name:	Name Type:	Name:
A. Father's Name	Jacob or Yankel	B.	
C. Mother's Name	Rose	D.	
E. Spouse's Name	Rose Brand Carl	F.	
G.		H.	
I.		J.	
K.		L.	
M.		N.	

Enter other information about the immigrant that may assist with the search. For example, military service, date of naturalization, date of marriage, etc.

Max Carl arrived in the USA as Mottel Carrol
Max Carl naturalized in 1912 as a child when his father, Jacob Carl naturalized.
Max Carl married Rose Brand 3 Oct 1924 in St. Louis.
Max Carl died 18 Oct 1971 in St. Louis.


1780 of 2000 characters remaining

Previous Cancel Print Next

Department of Homeland Security (DHS)
U.S. Citizenship and Immigration Services (USCIS)

Summary Page

- Tip
 - Review everything carefully – this is the last chance to review before you pay \$65 for the Index Search

 U.S. Citizenship and Immigration Services

[Accessibility Help](#)

Step 2 of 4: Review Info. Search Request Summary

Review the information below regarding your search request and submit this request.

[Part 1 - Requester Information](#)
Name: Renee Carl
Address: Washington, DC ;
Email: rkcarl@easterneuropeanmutt.com
Contact By: By Email

[Part 2 - Immigrant Information](#)
Name: Max Carl
Date of Birth: 05/18/1899 (Estimated Date Of Birth)
Country of Birth: Russia

[Part 2a - Immigrant Information\(Additional\)](#)
Immigrant Place of Residence: 1104 9th St, St Louis, MO, Period of Residence: 1910 (Census)
Immigrant Place of Residence: 911 N. 17th Street, St. Louis, MO, Period of Residence: 1918-1920
Immigrant Place of Residence: 1472 Clara Ave., St. Louis, MO, Period of Residence: 1920-24
Immigrant Arrival Date: 01/05/1905

[Part 2b - Immigrant Information\(Optional\)](#)
Father's Name: Jacob or Yankel
Mother's Name: Rose
Spouse's Name: Rose Brand Carl
Other Information: Max Carl arrived in the USA as Mottel CarrolMax Carl naturalized in 1912 as a child when his father, Jacob Carl naturalized. Max Carl married Rose Brand 3 Oct 1924 in St. Louis. Max Carl died 18 Oct 1971 in St. Louis.

Amount Due: \$65.00

[Previous](#) [Cancel](#) [Print](#) [Submit](#)

Important: Review this request before you submit. Once you submit, you will be unable to make changes.

Department of Homeland Security (DHS)
U.S. Citizenship and Immigration Services (USCIS)

Next Steps

- Print (or print to PDF) a copy of your Summary Page *before* paying
- After paying by credit card
 - Receive email confirmation
 - Receive GEN-ID (how your request is tracked)
- Email USCIS any additional documents, such as proof of death
 - Always send with GEN-ID, which you will receive after payment
 - Send even if you don't think it's necessary, being proactive helps!
- Sit back and wait... it could take months